



Start _____ Porceblot



Start Mud 30x60
Start Mud 60x60

Start


Start Topo

Start Mud


Start Light

Start Argent


Start Silver




Malla Hex Start Topo
32,5x22,5




Malla Hex Start Mud
32,5x22,5




Malla Hex Start Light
32,5x22,5




Malla Hex Start Argent
32,5x22,5



Malla Hex Start Silver
32,5x22,5




Malla Tris Start Topo
30x30 (5,7x5,7x5,7)




Malla Tris Start Mud
30x30 (5,7x5,7x5,7)




Malla Tris Start Light
30x30 (5,7x5,7x5,7)



Malla Tris Start Argent
30x30 (5,7x5,7x5,7)



Malla Tris Start Silver
30x30 (5,7x5,7x5,7)




Malla Start Topo
30x30 (5x5)




Malla Start Mud
30x30 (5x5)



Malla Start Light
30x30 (5x5)



Malla Start Argent
30x30 (5x5)

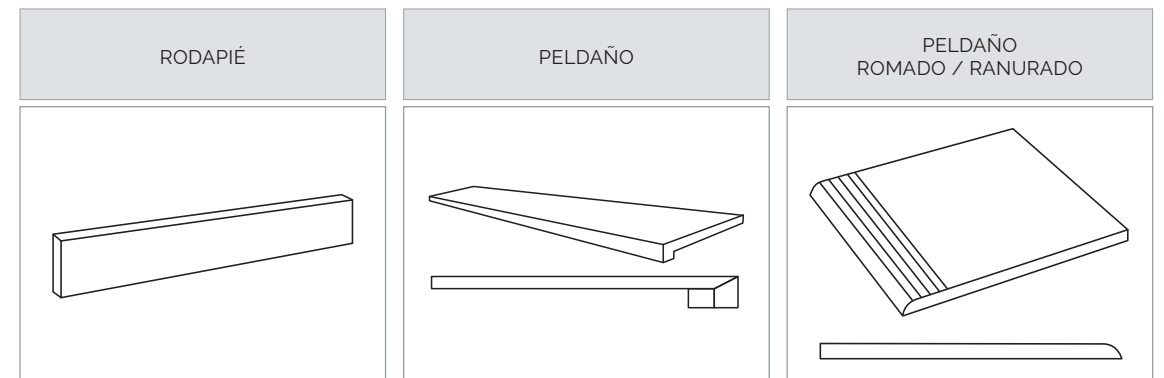


Malla Start Silver
30x30 (5x5)



Start Silver 45x90
Start Silver 60x60

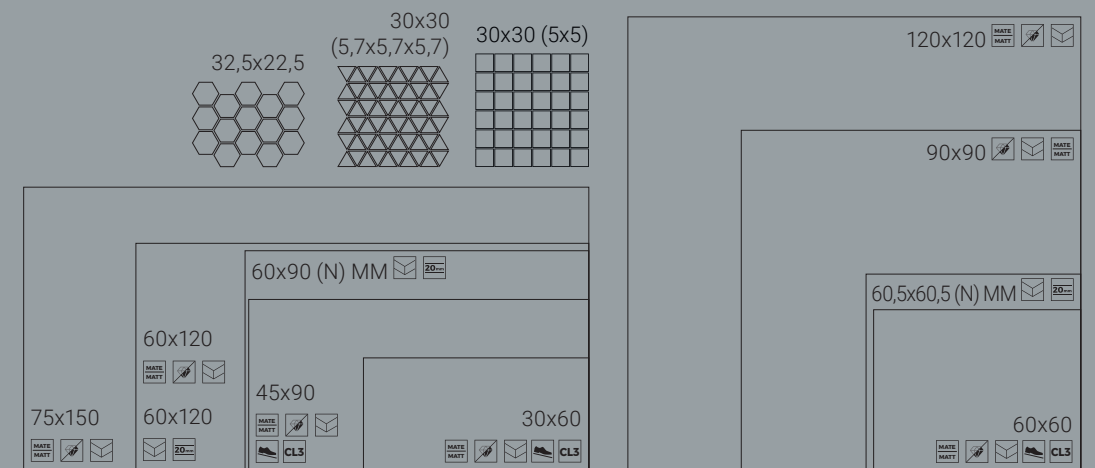
Piezas complementarias
Complementary Tiles / Pièces Complémentaires



* Consultar la posibilidad de tratamientos antideslizantes
* Possibility of anti-slip treatments

Porcebloc
Start

▲
TWENTYMM
▼



Formato	Pz/cj	Pz/pl	M²/cj	M²/pl	Cj/pl	Kg/cj	Kg/Total
30x60 (C)	6	288	1,08	51,84	48	22,00	1076
45x90	3	132	1,21	53,24	44	28,70	1282,8
60x60	4	120	1,44	43,2	30	30,00	920
60x90 (N) MM	1	40	0,54	21,6	40	21,60	894
60x120	2	64	1,44	46,08	32	34,50	1129
60x120	1	32	0,72	23,04	32	34,20	1119,40
60,5x60,5 (N) MM	2	60	0,73	21,9	30	28,80	884
75x150	1	40	1,13	45,2	40	28,00	1184
90x90	2	54	1,62	43,74	27	40,00	1110
120x120	1	36	1,44	51,84	36	38,40	1422,4
MALLA HEX	9	432	0,65	31,2	48	13,50	668
MALLA TRIS	7	336	0,63	30,24	48	15,40	759,2
MALLA (5)	11	462	1,00	42	42	23,00	986

Porcebloc
30x60 / 45x90 / 60x60 / 60x90 / 60x120 / 60,5x60,5 / 75x150 / 120x120 /
11.81"x23.62" / 17.72"x35.43" / 23.62"x23.62" / 23.62"x35.43" / 23.62"x47.24" /
23.82"x23.82" / 29.53"x59.05" / 47.24"x47.24"